


MAGICAL METHODS

New

Road-map for Success at Eleven Plus

By Pradeep Kumar





HELLO, PARENTS!

Are you a parents of a student targeting Eleven Plus then this information is for you. After going through this book you should be able to learn the following about 11+:

1. History of Grammar School
2. Tripartite System
3. Selection Process
4. Exam Boards
5. Detailed Syllabus
6. Application Process
7. Preparation prerequisite
8. How to prepare your child?
9. Preparation Guidelines for late starters



HISTORY

Grammar schools are normally state schools. Grammar schools are academically selective state schools. Up until the 1970's, all of the UK had grammar schools, which were a school where, if your child passed an entrance test, they could get in (subject to their score). Then, in the 70s, the government of the time, thought that grammar schools were divisive and it was 'only fair' to eliminate them as an option meaning children would simply go to their local comp unless a family could afford school fees. In some areas, grammar schools / council authorities said 'no' to this and that's why we now have some areas with grammars, and some without. A few grammar schools were re-branded as private, but kept the title, just to confuse the unknowns. Around 8% of children attend grammar school, 5% attend private school and the rest pop along to the local comp. There are different funding models for these schools - some schools are funded from local councils and some are funded directly from the DofE (academies).





TRIPARTITE SYSTEM

The 1944 Education Act created the first nationwide system of state-funded secondary education in England and Wales, echoed by the Education (Northern Ireland) Act 1947. One of the three types of school forming the Tripartite System was called the grammar school, which sought to spread the academic ethos of the existing grammar schools. Grammar schools were intended to teach an academic curriculum to the most intellectually able 25 percent of the school population as selected by the 11-plus examination. The Tripartite System came to be characterised by fierce competition for places at the prestigious grammar schools.

There are 163 remaining grammar schools in various parts of England, and 67 in Northern Ireland. In counties in which vestiges of the Tripartite System still survive, the eleven-plus continues to exist. Today, it is generally used as an entrance test to a specific group of schools, rather than a blanket exam for all pupils, and is taken voluntarily





SELECTION PROCESS

Children who want to attend a grammar school are usually tested in the final year of primary school (aged 10/11), by an exam commonly known as the 11+

All state grammar schools admit pupils according to their academic ability, although a number of other factors can also play a part - eg. geography, faith and whether the applicant comes from a low income background.


A few schools test for entry at 13+, and many re-open their books at 16+. Entry is possible at other times if places are available and the child meets the academic criteria. However, grammar schools do not have to take pupils that fail to make the grade, even if they are not full.



11+ Exam Boards

Various boards which conducts 11+ examination

MAGICAL METHODS[®]





EXAM BOARDS

There are different boards that conduct the 11+. They are CEM, GL, CSSE & SET.

CEM: The Centre for Evaluation and Monitoring (CEM) is a Cambridge-based exam authority responsible for producing exam papers for various disciplines, including 11 plus exams or secondary transfer tests.

GL: Granada Learning (GL) is an 11+ exam board that's been conducting premium quality 11 plus school entrance exams for more than two decades.

CSSE: Essex and Southend grammar school admissions are administered by CSSE (Consortium of Selective Schools in Essex) 11+ exam board.

SET: The SET or selective eligibility test is a first stage 11 plus entrance test commonly used by six schools in the London Borough of Sutton.





CEM

The CEM 11 plus exam consists of two papers of 45 minutes each.

- Both papers have a mix of sections based on English, verbal reasoning, non-verbal reasoning and numerical reasoning (Maths).
- These papers are split into various sections; there are sections on short comprehension and numerical reasoning on the first paper and mathematics and non-verbal reasoning on the second paper.

All the sections in both papers are labelled with time recommendations. The CEM 11 plus exam format is very challenging for pupils as it is challenging for them to complete the paper in the given time.

Continued...



CEM

The schools in the following region use the CEM assessment.

- Berkshire
- Bexley
- Birmingham
- Buckinghamshire
- Gloucestershire
- Shropshire
- Walsall
- Warwickshire
- Wirral
- Latymer
- Wolverhampton
- Redbridge
- Chelmsford





GL

GL assessments are around 45 to 50 minutes.

- The questions are generally in multiple-choice format.
- Some local authorities also use a standard format (written answer format) for math tests and verbal reasoning.

GL's curriculum?

GL assessment covers five subjects English, Maths, Verbal reasoning, non-verbal reasoning and spatial awareness. The school can further choose the combination of these subjects to best suit their selection policy.

GL Assessment is amongst the key 11 plus exam formats and its popularity is growing as more schools are adopting GL as their exam standard.





CSSE

The CSSE 11 plus entrance exam paper consists of two papers of English and Maths of 60 minutes each.

These papers contain both multiple-choice questions and standard format questions.

What schools come under CSSE?

- King Edward VI – Grammar School
- Colchester County High School — for Girls
- Colchester Royal – Grammar School
- Southend High School – for Girls
- Southend High School – for Boys
- Westcliff High School – for Girls
- Westcliff High School – for Boys
- St. Bernards High School – for Girls
- St. Thomas More – High School
- Shoeburyness – High School

To register for the 11 plus exam in Essex, you need to complete the CAF and supplementary information form. You can complete the form from any school that offers selective places or CSSE.





SET

The Selective Eligibility Test 11 plus entrance exam paper contains two multiple-choice papers of Maths and English for 45 minutes each, and there is a break given between these two papers.

Some of these schools have a further stage of testing in October.

What schools come under SET?

- Nonsuch High School for Girls
- Sutton Grammar School for Boys
- Wallington County Grammar School
- Wallington High School for Girls
- Wilson's School
- Greenshaw High School

How to register for SET?


To register your child for the Selective Eligibility Test you need to complete an online registration form before the deadline.



Syllabus

Syllabus for 11+

MAGICAL METHODS[®]





UNDERSTANDING 11+

The 11+ is the entrance exam procedure for getting your bright little one into a fee-paying or state grammar school. The name derives from the age group for secondary entry: 11–12 years.

The structure of the eleven-plus varied over time, and among the different counties which used it. Usually, it consists of the following:

- Verbal Reasoning (VR)
- Non-Verbal reasoning (NVR)
- Mathematics (MA)
- English (EN)

Eleven-plus tests take place in September of children's final primary school year with results provided to parents in October to allow application for secondary schools.





COUNTY WISE DETAILS

In Lincolnshire, children will sit Verbal Reasoning and Non-Verbal Reasoning. In Buckinghamshire, children sit tests in Verbal Reasoning, Mathematics and Non-Verbal reasoning. In Kent, where the eleven-plus test is more commonly known as the Kent Test, children sit all four of the above disciplines; however, Creative Writing, which falls as part of the English test, will be used rarely. In the London Borough of Bexley from September 2008, following a public consultation, pupils sitting the Eleven-Plus exam are only required to do a Mathematics and Verbal Reasoning paper. In Essex, where the examination is optional, children sit Verbal Reasoning, Mathematics and English. Other areas use different combinations. Some authorities/areas operate an opt-in system, while others (such as Buckinghamshire) operate an opt-out system where all pupils are entered unless parents decide to opt out. In the North Yorkshire, Harrogate/York area, children are only required to sit two tests: Verbal and Non-Verbal Reasoning.





11+ SYLLABUS

- English (EN)
- Verbal Reasoning (VR)
- Non-Verbal reasoning (NVR)
- Mathematics (MA)

Some boards may have only 3 of the above 4.

Continued...



11+ SYLLABUS: ENGLISH

Comprehension:

- Identify and gather information from the text
- Understanding literary technique
- Inference
- Understanding character
- Summarise sections of the passage
- Explain the meaning of high-level Vocabulary

Vocabulary:

- Synonyms and Antonyms
- Latin and Greek Root Words
- Gendered Words
- Idioms

Continued...



11+ SYLLABUS: ENGLISH

Grammar:

Tenses
Main and Subordinate Clauses
Pronouns
Prepositions
Determiners
Conjunctions
Verbs (Modal, Verb Agreement)
Nouns
Adjectives
Plurals
Suffixes
Prefixes
Compound words
Active/passive voice

Punctuation

Speech
Hyphens
Parentheses
Commas
Full Stops
Semi-Colons
Hyphens





11+ SYLLABUS: VR

Word Meanings:

Opposite meaning
Similar meaning
Word connections
Closest meaning
Two odd ones out
Reading information

Making Words:

Insert a letter
Hidden word
Missing word
Move a letter
Compound words
Make a word

Maths:

Letters for numbers
Number series
Complete the sum
Related numbers

Codes:

Letter series
Letter connections
Word letter codes
Word number codes





11+ SYLLABUS: NVR

Series:

Find the shape which follows the pattern of shapes given in the question

Analogies:

Figure out the rule between two shapes given in the question and select the shape which follows the same rule as the test shape.

Like figures:

Select the shape which has common properties with the shapes given in the question.

Codes:

Two or three letters(making up a code) are associated with one shape, and like this, there will be three or four figures. Each letter will mean different aspects of the shape. Select the code which is appropriate for the test shape.

Continued...



11+ SYLLABUS: NVR

Matrices:

There will be 2×2 and/or 3×3 squares, in which one of the squares will be empty. Select a shape which is appropriate that will fill the empty square.

Merge Shapes:

Select the small shape which is hidden in the large shape.

Select the new shape when two shapes are added together or subtracted from each other

Reflections and Rotations:

Select the shape that will result from rotating the shape in the question, 90° clockwise or 90° anti-clockwise or 180° .

Select the shape which will be a mirror image of the shape in the question.

Continued...



11+ SYLLABUS: NVR

Odd one out:

Select the shape which is unique or is very unlike the other shapes given in the question.

Folding and Punching:

A square paper is folded, and holes are punched in it. Select the shape which will look like after it is unfolded.

3D shapes

Select the 2D view of a 3D shape when viewed from a certain point mentioned in the question.

Nets of cubes:

Select a cube from the options which can be made out of the given net of the cube.





11+ SYLLABUS: MATH

Number

Read and Write Numbers, Order and Compare Numbers, Place Value, Counting, Rounding, Roman Numbers, Addition, Subtraction, Multiplication, Division, Fractions, Pattern & Sequences, Decimals, Percentages, Multi-Level Word Problems, Multiples, LCM, Factors, HCF, Prime Numbers, Composite Numbers, Square Numbers, Cube Numbers, Triangular Numbers, Even Numbers, Prime Factorization, Word Problems, Unitary Methods, Decimal Manipulation, Number Line, Odd Numbers, Indices

Algebra

Algebraic Equations, Simplifying Expressions, Simultaneous Equations, Algebra Inverse Problems, Algebra Dependent Problems, BIDMAS, Function Machines, Quadratic equations, substitution, Linear Equations, Number Patterns & Sequences, Balancing of equations

Continued...



11+ SYLLABUS: MATH

Measurement

Unit Conversions, Currency Conversions, Capacity, Area and Perimeter of Squares, Rectangles & Triangles

Geometry

Identification of shapes, Shapes, Angles, Perpendiculars, Bisectors, Nets of Solids, Volume, Symmetry, Cubes and Cuboids, Cylinders, Prisms, Rectangle, Circle, Parallelogram, Square, Rhombus, Pythagoras theorem, Trapezium, Compound Shapes, Polygons, Coordinates, Reflection, Translations, Rotations, Lines of Symmetry, Bearings, 3D shapes, 2D shapes, Rotational Symmetry, Triangles, Speed, Slicing, Circumference, Directions

Continued...



11+ SYLLABUS: MATH

Statistics

Line Graph, Tables, Bar charts, Charts, Pictograms, Time Graph, Mean Median Mode Range, Tally Marks, Venn Diagrams, Time and Distance Tables, Pie Chart, Data Collection and Presentation

Miscellaneous Topics

Ratio & Proportion
Permutation & Combination
Train Timetables
Time, Speed & Distance
Age Problems
Probability
Temperature
Alphabet codes
Network



Application Process

How to apply for 11+?

MAGICAL METHODS[®]



BEFORE YOU MOVE ON

You should have the answers of the following questions..

- Which School? This will help you with the admission process
- Which Board? This will help you with the preparation process.
The syllabus varies a little depending upon the exam board & the council.

MAGICAL METHODS[®]





HOW TO APPLY TO 11+?

Normally, the application process starts at the beginning of June and closes by the end of June. The exam happens in September. The test results come out in mid-October and the offers are only given to students in March.

Grammar schools usually have their own admission arrangements, so it is very important that you contact the schools directly and in good time about their selection test arrangements.





HOW TO KNOW WHERE TO APPLY?

Attend School Open Days.

School Open days generally take place in September and October every year. Make sure you attend these to check out the options you have in the local area. Specific schools will have open evenings, or you can request private tours. Your child's primary school may also provide events for the catchment secondary school if they are a "feeder" school.





OFFERS & APPEALS


During February and March, schools make offers of places to students. Usually, this is on the 1st of March for state schools. This tells you where you have been accepted. Usually only one school. This place is automatically accepted in most areas, so you only need to act if you are unhappy with the offer. You can go for an appeal.



Preparation prerequisite

Before you start preparing your child for 11+

MAGICAL METHODS[®]



To make 11+ Journey a wonderful experience you should keep the following in mind.

MENTALLY READY?

Your child should be mentally ready to take the challenges of 11+ preparation.

HOW TO KNOW?

- Your child takes interest in study of STEM subjects in general.
- When you talk about grammar school your child's eyes lights up.



PREPARING YOUR CHILD FOR 11+



DESIRED SKILLS

What are the Skills which are required to be successful at Eleven Plus?

The student should be good with Mental Calculation, Multiplication Tables and Long Division, vocabulary, concentration, Memory, Logical Reasoning, critical thinking & problem solving.

Contact Magical Methods to know the GAP between the present level of your child and the level where success happens.



WHEN

When to make up your mind and start mentally preparing your kids?

The ideal age to start mentally preparing your kids for 11 plus is when the child enters in Year 2 or 7 years of age.



HOW

How to Develop these skills?

Improving these skills is not like 2 minute noodle. If you are in for a long haul then you will be successful otherwise you will be an utter failure.



TIME REQUIRED

How many hours a day do kids need to study for 11 plus preparation?

It depends upon the MQ of your child. If the MQ of your child is above 0.81, then one hour per day will be sufficient. But if the MQ of your child is less than 0.30, then any number of hours spent will be less.



Contact Magical Methods to find MQ of your child and consultation.

BEFORE YOU MOVE ON

You should know the answers of the following questions.

- What are the various stages of Math Development?
- What are the various Stages of English Development?

MAGICAL METHODS[®]



STAGES OF MATHEMATICAL SKILL DEVELOPMENT

<p>Stage-1: Simple Calculation</p>	<p>Stage-2: Simple Subtraction & Tables</p>	<p>Stage-3: Finger Counting Removal</p>
<p>The student should be able to do one digit plus one digit and two digit plus one digit numbers</p>	<p>The student should be able to do one digit minus one digit and tables up to nine.</p>	<p>The student should be good with Addition and Subtraction of 2 digits</p>
<p>Stage-4: Higher Tables</p>	<p>Stage-5: Division & Fraction</p>	<p>Stage-6: Combination</p>
<p>The student should be good with mental multiplication of bigger numbers.</p>	<p>The student should be good with division & Fraction</p>	<p>Student should be able to solve most of the things in Head.</p>

MAGICAL METHODS[®]



STAGES OF ENGLISH SKILL DEVELOPMENT

<p>Stage-1: Simple Vocabulary</p>	<p>Stage-2: Reading habit development</p>	<p>Stage-3: Reading habit development-2</p>
<p>The student should start collecting simple words.</p>	<p>The student should start reading something frequently and collecting simple words for his/ her vocabulary.</p>	<p>The student should start reading something frequently and collecting difficult words for his/ her vocabulary.</p>
<p>Stage-4: Reading Comprehension</p>	<p>Stage-5: Creative Writing</p>	<p>Stage-6: Test Taking</p>
<p>The student should be able to comprehend a given paragraph.</p>	<p>The student should be able to think and write in his/ her own words.</p>	<p>Student should take several MOCK tests and be ready for the Final test.</p>

MAGICAL METHODS[®]





BEAWARE!

You will encounter several difficult situations during the 11+ journey. You should be ready for them.

I am providing answers to some of the difficult situations which occurs on a regular basis. If your situation is different then please seek professional support.

WHERE TO START?

Help! I am preparing my first child for 11+

Before you start your journey you should know where you stand!!

The first step should be to get your child tested. The test should be able to help you identify the weak areas of your child. It should be able to inform you about the skills that your child needs to develop to come to the level of 11 plus.

We do **MQ Test** (Mind Quotient Test). Through the MQ test we are able to understand clearly the problem areas of the child. It requires about 30 minutes of One-to-One online live interaction with the Magical Methods Teacher.



NOT INTERESTED

Help! My child is not taking interest in Math

Sometimes back, one of the parents told me that her daughter is in Year-2 and she wants to prepare her for Grammar School examination. The problem is she does not take an interest in math. How should she prepare her for Grammar School? What should be the approach?

Lets try to understand what kids like and what Math has to offer. Kids like interesting stories which can hold their imagination. They like to memorize, play games and have fun. If you can work with her on math in a play-way manner, then the problem will be solved. You will be able to prepare her for Grammar School without any difficulty.



CONCENTRATION

Help! My child is not able to concentrate.

The concentration span of children is very short. Normally, 30 minutes. It means that, for the first time, your child will be able to work on something for 30 minutes. If he is not able to concentrate this long, then you need to work with him to improve his concentration. The best way to improve concentration is via games.



SILLY MISTAKES

Help! My child does a lot of silly mistakes.

This is the most common mistake committed by a student. This happens because of reduction in concentration and overconfidence.

A student should be confident while working, but due to overconfidence, he/she becomes little careless and starts committing silly mistakes. The best way to reduce silly mistakes is via games.



VOcabULARY

How to develop the vocabulary of my child?

I was discussing ideas to improve a child with parents. She was facing difficulty with the vocabulary of her son. In her opinion, the vocabulary of her child was not up to the mark.

My advice for this is to let your child read a story every week. Ask him/ her to underline difficult words. Consult a dictionary and make your child understand the meaning of the word. Thereafter, ask him/ her to make a few sentences from that word.



MENTAL CALCULATION

Help! My child is not able to calculate mentally.

Mental math is more than essential for 11+. If your child is not strong in mental math, then he/she will not be able to complete the math paper. Moreover, your child may start disliking math as soon as a complex topic starts.

A step by step approach and a lot of patience is needed to develop it.

You should start with one digit plus one digit and one digit minus one digit. You can simply ask the questions orally and your child should respond without using pen & paper. After perfecting a one digit operation, you should move to two digits, plus/ minus one digit and finally two digits, plus/ minus two digits. Seek professional help wherever required.



READING COMPREHENSION

Help! My child is not able to comprehend a passage

During one of my interactions with parents, a parent asked me for guidance on Reading Comprehension Development.

My advice for this is to let your child read a story every week. Ask him/ her to underline difficult words. Consult a dictionary and make your child understand the meaning of the word. Thereafter, ask him/ her to make a few sentences from that word. But this process should start early, maybe in Year-2 or 3, because it is a slow process.



LOGIC DEVELOPMENT

Help! My child is not able to apply logic.

Improving logical ability of a child takes time. So, you should be prepared to spend time.

The best way to improve logical ability of children is to expose them to games. Games help children to improve their logical thinking skills by stimulating their brain & testing their application of knowledge.



CREATIVE WRITING

Help! My child is not able to write creatively

My child is in year 5 and preparing for the 11 plus exam, struggling with creative writing. I would like to know if there are any tips to improve creative writing?

Having improved so many students in creative writing, I would like to say that reading comes before writing. If your child enjoys reading stories, then creative writing should be very easy. So, the first step should be to engage him/ her in reading.



WRITING SPEED

Help! My child writes very slowly

I was having a discussion with parents on child development issues. Parents were asking about the issues they were facing. One of the parents said that her child is good but writes very slowly. What should she do to improve her son's writing speed?

I said that the development of writing speed requires serious effort. The best way to develop it is to give dictation. Start with 5 lines per day and go to 20 lines per day. Increase one line everyday. You will find a substantial change in 15 days.



LONG MATH PROBLEMS

Help! My child finds long math difficult

Unlike short math questions, long math questions require a lot of different skills. Most of the time, a student is not able to understand the problem. Sometimes the student is able to understand the problem but does not know which concept to apply. Sometimes the student is able to understand the problem and know which concept to apply, but fails to apply the concept. Sometimes the student does everything correctly but, due to the wrong calculation, goofs up in between. I have also noticed that the student makes silly mistakes and copies the data wrongly, leading to the wrong solution.

Please note such skills can not be developed overnight. If you do not want to face challenges at the last moment, then you should start preparing your child for 11 plus in year-2.



READING INSTRUCTIONS

Help! My child does not read instructions.

A lot of students do not read instructions given at the beginning of the test.
Why?

Reading is a difficult task. Most people avoid reading. In test situations, students feel that they have understood the instructions and make a start without reading.

How to overcome this?

You can overcome this situation by practice only.

MAGICAL METHODS®



TIME MANAGEMENT

Help! My child is not able to complete the paper.

Time management is very crucial for 11+. The child should be able to complete the paper in the given time. If he/ she is not able to complete the paper in the given time, then it may happen due to lack of speed & accuracy. It may also be happening due to lack of prioritization.

If it is due to lack of prioritization, then the student should be taught how to do it.

If it's due to lack of speed & accuracy, then it needs to be developed. You should seek professional help here.



SUCCESS PLAN

How to create a success plan for my child?

The preparation for your child will move through the following stages. You need to plan how you are going to work with your child.


- Developing Mental Calculation & Vocabulary
- Developing Logical Ability, Problem Solving Capability & Reading Speed
- Developing Concepts: QA, NVR, VR & English
- GAP Analysis
- Fill the GAP
- Take the final test



Preparation Guidelines

Year-wise preparation guidelines

MAGICAL METHODS[®]





YEAR-2

Stage of a Year-2 child & 11+ Preparation Objective

STAGE

The child is in formative stage. He/ She mainly relies on Memory. Logical skill underdeveloped

11+ PREPARATION OBJECTIVE

Start working on Base Building

11+ PREPARATION FOR YEAR-2



Base Building

- Mastering mental calculation: Developing mental calculations requires a lot of time, so this process should start very early. Your child should be able to work on single digit addition and subtraction mentally. If possible, introduction to tables should be started. I can tell you from my experience that a lot of students are not able to succeed at 11+ due to lack of calculation speed.

MAGICAL METHODS[®]

- Simple Vocabulary & Reading habit development: Vocabulary is very important when it comes to reading and writing. So, work on it should start early.

MAGICAL METHODS FOR YEAR-2

Magical Methods for Year-2

Success Skill Development:

Teach Your Little Ones [5-9 Years]

This course is for parents who want to develop success skills of their child. They can work on this course at their own pace.

MAGICAL METHODS[®]

Comprehensive Development: Live Classes

Visit Magical Methods website & Search for M2OSL1





YEAR-3

Stage of a Year-3 child & 11+ Preparation Objective

STAGE

The child is still in formative stage. Major reliance on memory is still there. Logical reasoning skill starts developing.

11+

PREPARATION OBJECTIVE

Base Building Continues

MAGICAL METHODS[®]

11+ PREPARATION FOR YEAR-3



Base Building continues..

- Mastering mental calculation: The mental calculation development work to continue. The objective should be to work with Addition and subtraction of 2 digit numbers.
- The work on imagination, logic, concentration, memory, reasoning ability and problem solving should start. The objective is that the student should be able to understand simple logic.
- Vocabulary & Reading habit development: The objective of this stage is that the student should have a little difficult words in his/her vocab.

MAGICAL METHODS[®]

MAGICAL METHODS FOR YEAR-3

Magical Methods for Year-3

Success Skill Development:

Teach Your Little Ones [5-9 Years]

This course is for parents who want to develop success skills of their child. They can work on this course at their own pace.

MAGICAL METHODS®

Comprehensive Development: Live Classes

Visit Magical Methods website & Search for M2OSL1





YEAR-4



Stage of a Year-4 child & 11+ Preparation Objective

STAGE

The child has come out of formative stage. Major reliance on memory has vanished. Logical reasoning skill is taking shape.

11+

PREPARATION OBJECTIVE

Advance Base Building

MAGICAL METHODS[®]

11+ PREPARATION FOR YEAR-4



Advance Base Building

- Mastering mental calculation: The mental calculation development work to continue. The objective should be to work with Addition and subtraction of 2 digit numbers. The student should also be able to do tables up to 99 in head.
- The work on imagination, logic, concentration, memory, reasoning ability and problem solving should start. The objective is that the student should be able to understand simple logic.
- Vocabulary & Reading comprehension development: The objective of this stage is that the student will be able to comprehend a given paragraph.

MAGICAL METHODS[®]

MAGICAL METHODS FOR YEAR-4

Magical Methods for Year-4

Success Skill Development:

Teach Your Little Ones [5-9 Years]

This course is for parents who want to develop success skills of their child. They can work on this course at their own pace.

MAGICAL METHODS[®]

Comprehensive Development: Live Classes

Visit Magical Methods website & Search for M2STR, M2MFL1 & M2SPA





YEAR-5

Stage of a Year-5 child & 11+ Preparation Objective

STAGE

Formative skills completely developed. Major reliance on memory has vanished. Logical reasoning skill is developed

11+

PREPARATION OBJECTIVE

Advance Base Building continues

MAGICAL METHODS[®]

11+ PREPARATION FOR YEAR-5



Advance Base Building continues..

- Mastering mental calculation: The mental calculation development work to continue. The objective of this stage is that the students should be able to do division and fractions mentally.

MAGICAL METHODS[®]

- The work on imagination, logic, concentration, memory, reasoning ability and problem solving should start. The objective is that the student should be able to understand simple logic.
- Creative Writing development: The objective of this stage is that the student will be able to think and write on a subject in his/ her own words.

MAGICAL METHODS FOR YEAR-5

Magical Methods for Year-5

Comprehensive Development: Live Classes

Visit [Magical Methods website](#) & Search for M2STR, M2MFL5 & M2SPA

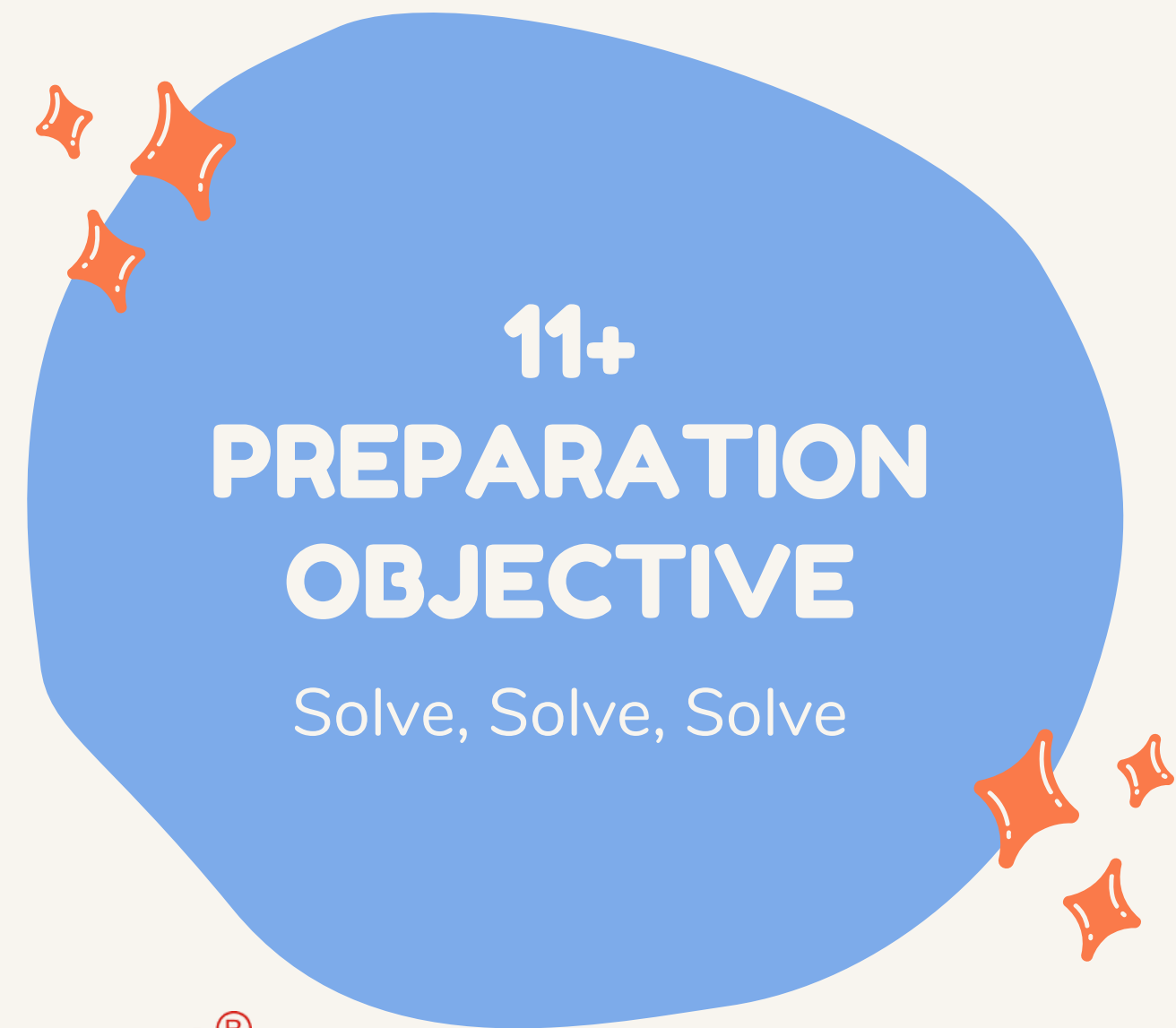
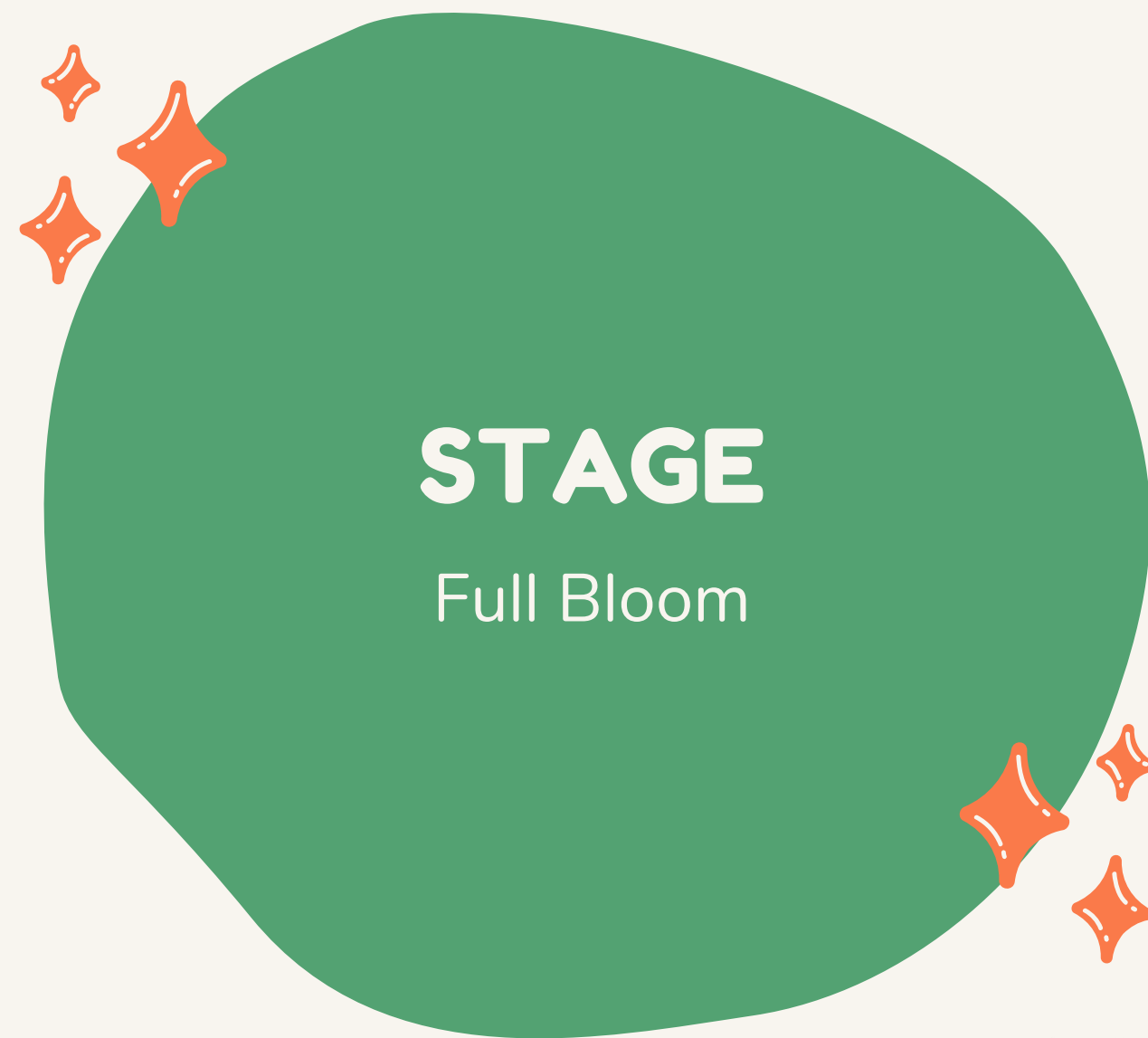
MAGICAL METHODS[®]





YEAR-6

Stage of a Year-6 child & 11+ Preparation Objective



MAGICAL METHODS[®]

11+ PREPARATION FOR YEAR-6



Solve, Solve, Solve

- Problem Solving: The objective of this level is to solve as many problems as the student can. Mock test should be taken to familiarise the students with the exam environment.
- Reading Comprehension Test: The student should take more and more test.
- Creative Writing: The student should write on various subjects in his/ her own words.

MAGICAL METHODS FOR YEAR-6

**Magical Methods Courses & Training Material
suitable for Year-6**

Problem Solving [Math]: Downloadable Workbook

[Visit Magical Methods website](#) & Search for M2MATH-Activities

Problem Solving [NVR]: Downloadable Workbook

[Visit Magical Methods website](#) & Search for M2ENVR

Problem Solving [Test Papers]: Downloadable

[Visit Magical Methods website](#) & Search for CSSE, GL, CEM





ARE YOU LATE?

This section is for late starters.

STAGE WISE PATH

Stage-wise 11+ preparation path

If you have started preparing your child a little late for 11+, then you should follow the stage-wise preparation path.



How to start?

FIRST STEP

Take professional help to benchmark your child's preparation.

KNOW THE GAP & PREPARATION STAGE


GAP Analysis

MAGICAL METHODS[®]

Preparation Guidelines

Stage-wise preparation guidelines

MAGICAL METHODS[®]



Preparation Stages- VA, EN

Working Vocab, Reading Comprehension and creative
writing Development

MAGICAL METHODS[®]



STAGE-1+2

Simple Vocabulary & Reading habit Development

This process should start very early. Normally, when the student is in Year-2, the objective of this stage is the student should have simple words in his/her vocab.



STAGE-3

Vocabulary & Reading habit Development-2

This process should start when the student is in Year-3. The objective of this stage is that the student should have a little difficult words in his/her vocab.



STAGE-4

Vocabulary & Reading comprehension Development

This process should start after Christmas, when the student is in Year-3. If you have followed all the above stages, then this stage should come automatically. The objective of this stage is that the student will be able to comprehend a given paragraph.



STAGE-5

Creative Writing Development

This process should start when the student is in Year-5. If you have followed all the above stages, then this stage should come automatically. Creative writing requires good vocab. The objective of this stage is that the student will be able to think and write on a subject in his/ her own words.



STAGE-6

Test Taking

This process should start when the student is about to get in Year-6. The student should take more and more test.




Preparation Stages- Math, NVR

Working on Math & Non Verbal Reasoning

MAGICAL METHODS[®]

MAGICAL METHODS



STAGE-1

The student should be master of simple Calculation

This process should start very early. Normally, when the student is in Year-2. The objective of this stage is the student should be able to do one digit plus one digit and two digit plus one digit in less than 7 seconds.

The work on his imagination, logic, concentration, memory, reasoning ability and problem solving should start. The objective is that the student should be able to understand simple logic.



STAGE-2

The student should be good with tables up to 9

Again this process should start when the student is in Year-2. The objective of this stage is that the student is able to do tables up to nine in less than 3 seconds.

The work on his imagination, logic, concentration, memory, reasoning ability and problem solving should continue. The objective is that the student should be able to use simple logic.



STAGE-3

The student should be good with Addition and subtraction of 2 digits

Addition and subtraction of 2 digits plays very big role in 11 plus kind of competitive exam. This process should start when the student is in Year-3. The student should be able to do 2 digit plus 2 digit number and two digit minus two digit number in 5 seconds or less.

The work on his imagination, logic, concentration, memory, reasoning ability and problem solving should continue. The objective is that the student should be able to understand and use complex logic.



STAGE-4

The student should be good with Mental Multiplication of bigger numbers

This process should start when the student is about to go to Year-4 or is in Year-4. The objective of this stage is that the students should be able to do tables up to 99 in less than 5 seconds.

The work on his imagination, logic, concentration, memory, reasoning ability and problem solving should continue. The objective is that the student should be able to work on deductive logic.



STAGE-5

The student should be good with division & Fraction

This process should start when the student is about to go to Year-5 or is in Year-5. The objective of this stage is that the students should be able to do division and fractions mentally.

The work on his imagination, logic, concentration, memory, reasoning ability and problem solving should continue. The objective is that the student should be able to work on inductive logic.



STAGE-6

Solve, Solve, Solve


This process should start when the student is about to go to Year-6 or is in Year-6. The objective of this level is to solve as many problems as the student can.



11+ Preparation Snapshot

Preparation Stages	When to Start?	Mathematical Skills	Logical Reasoning	Vocab & RC
Stage-1	Year-2	Should be master of simple calculation	Simple Logic	Simple Vocab & Reading habit
Stage-2	Year-2	Should be good with tables up to 9	Simple Logic	Simple Vocab & Reading habit
Stage-3	Year-3	Should be good with Addition & Subtraction of 2 digits	Complex Logic	Vocab & Reading habit
Stage-4	Year-4	Should be good with Mental Multiplication of Bigger numbers	Deductive Logic	Vocab & Reading Comprehension
Stage-5	Year-5	Should be good with division & fraction	Inductive Logic	Creative Writing
Stage-6	Year-6	Solve more & more problems	Solve more & more problems	Take test

MAGICAL METHODS





LAST MINUTE TIP

My child has got her 11 plus exam in September

What should be her last minute preparation?

Solving past years' papers is a great help. If your child could solve 10-years papers then nothing like it otherwise 5 years is a must.

SUMMER VACATION

My child has got her 11 plus exam in September

How should I prepare my child during summer?

Summer Vacation is very important for 11+ preparation. If you have started a few months back and the skill level of the child is not up to the mark, then you should find out the areas where your child is lacking and try filling the gap. You can join a summer course which is going to help. **MAGICAL METHODS**[®]

Normally, for summers we say Solve, Solve, Solve

It means your child should answer as many questions as he / she can.

Thereafter, we say revise, revise, revise

It means after summer vacation is over, do not indulge in solving something new but revise all those which were solved earlier.





LEAVING QUESTIONS

My child has got her 11 plus exam in September

While solving the 11 plus question paper, a child encounters a problem which he thinks he can solve, but when he starts solving it he gets confused. What should he do?

He should leave it. He should try it in the end when he has time.





STOP

My child has got her 11 plus exam in September

When should children stop doing practice papers?

2-3 days before the Exam



**“EDUCATION IS NOT THE
FILLING OF A PAIL, BUT
THE LIGHTING OF A FIRE.”**

W.B. Yeats



WHAT THEY SAY

Parents feed-back



"Road Map For Success at 11plus," very informative and well written. Everything a parent needs to know about the 11 plus and help their child succeed from start to finish.

Jenny Changoo

MAGICAL METHODS[®]



WHAT THEY SAY

Parents feed-back



101

This book "Road Map for Success at 11+" is a great resource for someone who is new to the 11+ process. The syllabus pages are very informative for starters, and the advice given about the common problems faced by children is really good.

Mala Rengasamy

MAGICAL METHODS[®]



QUESTIONS? CLARIFICATIONS?

Please feel free to contact Magical Methods,
through email or phone.



Email Address

admin@magicalmethods11plus.uk

Mobile Number

+44 7537 141968

MAGICAL METHODS[®]
magicalmethods11plus.uk

